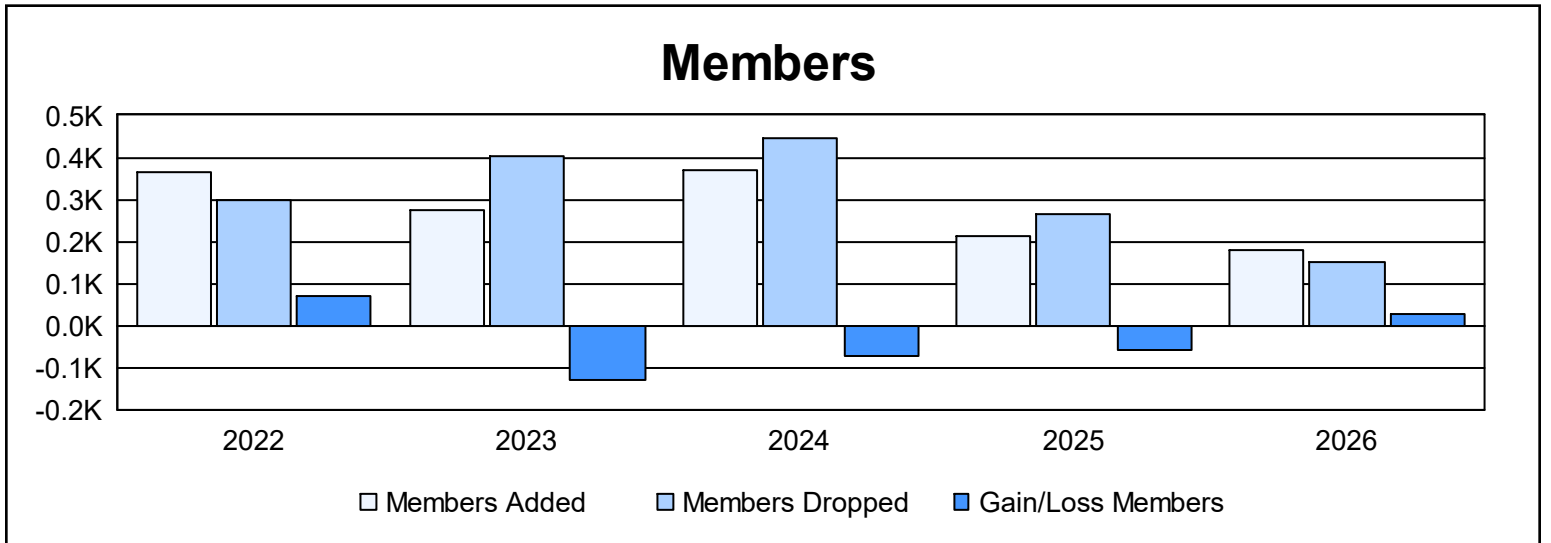
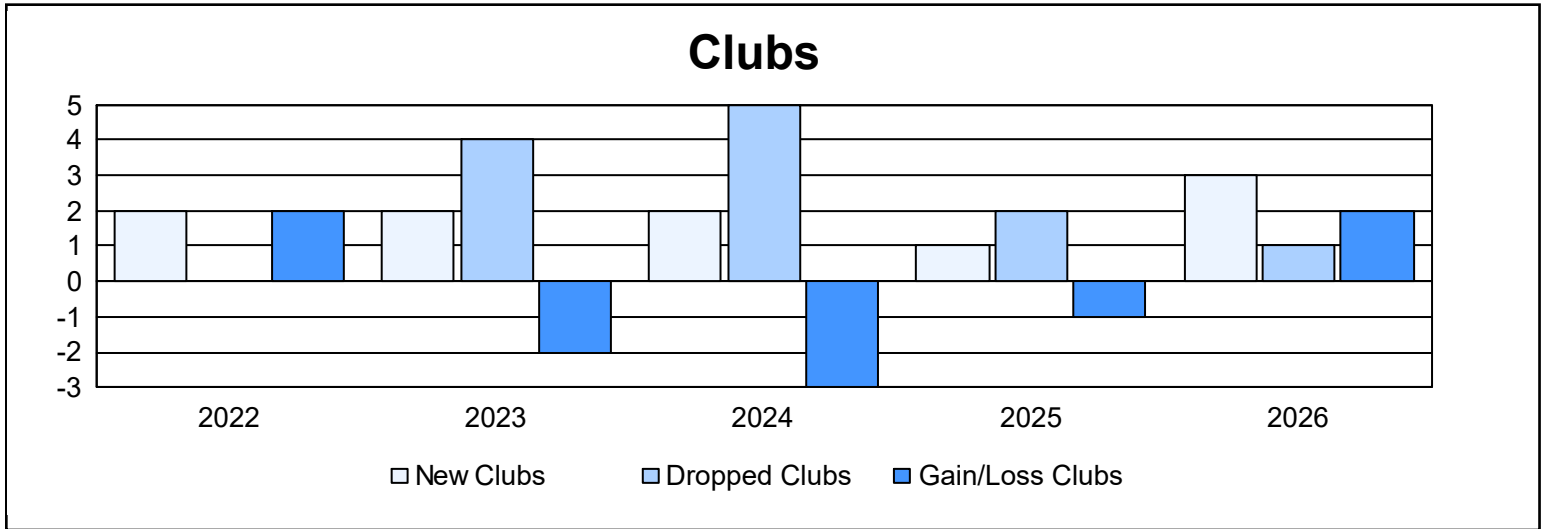
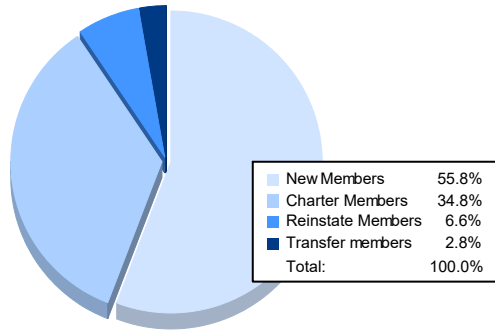


Year	New Clubs	Dropped Clubs	Gain/ Loss Clubs	New Members	Charter Members	Reinstate Members	Transfer Members	Total Member Added	Total Members Dropped	Gain/ Loss Members
2021-2022	2	0	2	260	75	22	9	366	297	69
2022-2023	2	4	-2	186	51	18	18	273	403	-130
2023-2024	2	5	-3	171	108	17	73	369	443	-74
2024-2025	1	2	-1	121	16	58	16	211	267	-56
2025-2026	3	1	2	101	63	12	5	181	152	29
<b>Average</b>	<b>2</b>	<b>2</b>	<b>0</b>	<b>168</b>	<b>63</b>	<b>25</b>	<b>24</b>	<b>280</b>	<b>312</b>	<b>-32</b>



### Membership Composition May 2026 Cumulative



### Gender Composition May 2026 Cumulative

